






Year 9 Art Students with Miss Baker have been working on 'Shoes Galore'. This is a series of observational drawings based on first hand observation. Students have been experimenting with a range of different materials zooming in on their most exciting section to create an abstract outcome.

'Well done team'



SHOES

IX Buro
In this piece, I have experimented my favourite part and tried out different styles to add 7 lines, two watercolour, 1 line colour, and 1 line colour, and 1 line colour.

IX watercolour
I have created this shoe by using the fine detail and textures of the shoe. It is successful because I have taken every detail of the shoe and copied it exactly. The amount of detail in the shoe inspired me to create it. I would change the way I stand out and work on this.

IX watercolour + biro

GA LORE

Through working this shoe, I have found that I copy from a shoe I like and make it my own. This shoe could be developed more by using more shades. I think watercolour and biro would be a good idea. I could use a fine line pen to add more detail.

I have copied the shape of my shoe by looking at the fine detail and textures of the shoe. It is successful because I have taken every detail of the shoe and copied it exactly. The amount of detail in the shoe inspired me to create it. I would change the way I stand out and work on this.

I tried to make the shoe look like a real shoe. I like the way the shoe changes texture from smooth to fabric to make it less boring. I could have worked back into my work to give it more depth and tone. The technique I have used is line drawing.



No. NIKE

I tried to make my shoe work in real life. In my opinion, these shoes have inspired me. The way you can use your own features.

This shoe inspired me, because I tried to make it sharp on my feet. Some of the things I liked on the shoe were the laces and the sole.

The biro part of the word NIKE is my favourite part of my main shoe.

Buro
my favourite brand of shoe.

watercolour
watercolour to show the effect on my favourite part.

Tone!
I have copied and drawn my dad's shoe and used tone and shade. This is my least favourite part of a shoe!

In parts of this drawing, I have

Shoes

I have created this shoe by using the fine detail and textures of the shoe. It is successful because I have taken every detail of the shoe and copied it exactly. The amount of detail in the shoe inspired me to create it. I would change the way I stand out and work on this.

BIRO
I have created this shoe by using the fine detail and textures of the shoe. It is successful because I have taken every detail of the shoe and copied it exactly. The amount of detail in the shoe inspired me to create it. I would change the way I stand out and work on this.

WATER COLOUR
I have created this shoe by using the fine detail and textures of the shoe. It is successful because I have taken every detail of the shoe and copied it exactly. The amount of detail in the shoe inspired me to create it. I would change the way I stand out and work on this.

GA LORE