



**Bexhill**  
Academy



**KS4 Homework Guide for  
Parents  
2023-2024**

**High quality homework that is undertaken by students independently and outside of the timetable curriculum will have a strong positive impact on student progress. It will help them to achieve their full potential and allow them to become flexible, independent learners who are able to cope with the demands of a future working life.**

### **Homework aims:**

Bexhill Academy's Homework Policy aims to:

- Support, consolidate and extend the high-quality classroom learning that students receive.
- Prepare students for new learning activities.
- Develop students' independent learning and study skills.
- Promote personal and independent research.
- Develop key skills such as time management, organisation, and self-motivation.
- Encourage students to take ownership and responsibility for their learning.
- Promote enjoyment of learning for learning's sake.
- Work with parents and involve them in their child's learning.
- Create channels for positive home-school dialogue.

### **What are the homework expectations at Bexhill Academy?**

At KS4:

- Homework will be set weekly in all subjects: *English, Maths, Science, and in each of their chosen option subjects.*
- Homework in each subject should take approximately 45 minutes- 60 minutes to complete. However, students may wish to spend more time than this if they would like to exceed expectations or have a particular passion for the subject or task that has been set.

### **What are the homework procedures?**


- All homework will be recorded on *Class Charts*.
- We encourage students to complete homework on the day that the homework has been set.
- Students will receive positive points on *Class Charts* for each homework submitted. Students' efforts will be awarded on *Class Charts* as either 'homework expected', 'homework exceeded' or 'homework excelling'.
- For outstanding effort, students will receive a homework certificate.
- Non-submission of homework will be logged on *Class Charts* so that parents are kept informed.



### **When is homework due in?**


- For KS4 students, deadlines will be set by teachers via *Class Charts*. Where possible teachers will give students at least four school days to complete homework.

## What homework is set in each subject?


KS4:

Subject	What type of homework is set?	How does this homework support my child's learning?	Additional information:
English	<p>Students are set homework on Educake, which is an online assessment and revision platform.</p> <p>Students will also be set practise exam questions to be completed and marked by their class teacher.</p>	<ul style="list-style-type: none"><li>• To embed the knowledge gained in class to enable language and literature questions to be practised and improved.</li><li>• To contribute to the success of GCSE grade outcomes.</li></ul>	<p><b>QR Code for Educake:</b></p>  <p>Link: <a href="#">Educake - Online Formative Assessment for Homework and Classwork</a></p> <p>If students forget their log in details, they will need to click on the <b>'Trouble logging in?'</b> link on the website for their details to be reset or they can email their English teacher who can reset their username.</p>

<p><b>Maths</b></p>	<p>Year 10 homework is set on SPARX Maths. The scheme of work is correlated to the current scheme of learning within the lessons and is automatically differentiated by tasks to stretch and challenge students depending on their ability.</p> <p>Year 11's homework is a blend of: booklet work, SPARX from QLA's and exam papers along with student specific pinpoint booklets for their homework. These are seasonal dependent as to which part of the exam cycle we are on.</p>	<ul style="list-style-type: none"> <li>• Develops students' knowledge and skills from what has been taught in lessons.</li> <li>• Allows the student to apply their new knowledge in different worked examples.</li> <li>• Using the videos on the website, SPARX Maths enables students to watch videos on the specific area they are struggling with to help develop their understanding.</li> </ul>	<p><b>QR Code:</b></p>  <p>Link: <a href="https://www.sparxmaths.uk/">https://www.sparxmaths.uk/</a></p> <p>If students need their passwords changed- they should first click the 'forgotten password' link under the login page- this will either prompt them to reset their password or send an email to their teacher who will be able to reset it.</p>
<p><b>Science</b></p>	<p>Students will be set a mixture of homework, depending on their point of the course. Educake assignments may be set as well as Seneca Learning.</p> <p>In addition to this, paper based exam questions will be set periodically, and particularly in year 11.</p>	<ul style="list-style-type: none"> <li>• Enables students to revise the vast amount of content in science.</li> <li>• Improves exam technique and exam skills</li> </ul>	<p><b>QR Code for Educake:</b></p>  <p>Link: <a href="#">Educake - Online Formative Assessment for Homework and Classwork</a></p> <p>If students forget their log in details, they will need to click on the '<b>Trouble logging in?</b>' link on the website for their details to be reset.</p>


<p><b>History</b></p>	<ul style="list-style-type: none"> <li>● Seneca set assignments</li> <li>● Pages from revision booklets to complete</li> <li>● Exam questions to answer</li> </ul>	<ul style="list-style-type: none"> <li>● Checking for student understanding</li> <li>● Deeper understanding of historical context.</li> <li>● Developing and checking exam technique.</li> </ul>	<p><b>QR for Seneca Learning:</b></p>  <p>Link: <a href="https://www.senecalearning.com">Free Homework &amp; Revision for A Level, GCSE, KS3 &amp; KS2 (senecalearning.com)</a></p> <p>If students forget their log in details, they will need to click on the <b>'Forgot your password'</b> link on the website for their details to be reset.</p>
<p><b>Geography</b></p>	<ul style="list-style-type: none"> <li>● Exam questions</li> <li>● Comprehension and retrieval questions</li> <li>● Revision summaries</li> <li>● Seneca set assignments</li> </ul>	<ul style="list-style-type: none"> <li>● Supports lesson content and key ideas.</li> <li>● Checks and supports depth of understanding.</li> <li>● Develops and checks exam technique.</li> </ul>	<p>All homework is accessible on <i>Class Charts and Google Classroom</i>.</p> <p>Students should refer to the revision section of their <i>Google Classroom</i> for regular updates.</p>
<p><b>Languages</b></p>	<ul style="list-style-type: none"> <li>● Vocabulary practice on Memrise or Quizlet</li> <li>● Exam questions &amp; past papers</li> <li>● Writing practice</li> <li>● Seneca Learning, Sentence Builders or Language Gym exercises</li> </ul>	<ul style="list-style-type: none"> <li>● Frequent low stakes revision supports the learning of vocabulary which is essential for exams.</li> <li>● Develops familiarity with exam rubric and an understanding of exam technique.</li> </ul>	<p>All homework and links will be set on Class Charts and available on Google Classroom. Additional revision materials are available in the 'materials' section on Google Classroom.</p>


<p><b>Art</b></p>	<ul style="list-style-type: none"> <li>● Further development of individual and personal research.</li> <li>● Practice of skills learnt in lessons.</li> <li>● Practice of time management skills and development of ideas.</li> <li>● Allows students to work to become individual thus allowing them to meet the higher assessment objectives.</li> <li>● Fundamentally Drawing, painting, creating use a wide variety of media</li> <li>● Taking photographs when requested</li> </ul>	<ul style="list-style-type: none"> <li>● Enables students to practice, develop and embed skills and knowledge learnt in lessons.</li> <li>● Opportunities to design, create and make in own time.</li> <li>● Encourages individuality and personalises their GCSE to further support and encourage higher grades.</li> </ul>	<p>Every piece of artwork completed in your own time, will support and further improve all artwork completed in class. Everything you do will count towards your GCSE grade.</p>
<p><b>Photography</b></p>	<ul style="list-style-type: none"> <li>● Further development of individual and personal research.</li> <li>● Practice of skills learnt in lessons.</li> <li>● Practice of time management skills and development of ideas.</li> <li>● Allows students to work to become individual thus allowing them to meet the higher assessment objectives.</li> <li>● Taking photographs every week and uploading these is an expectation.</li> </ul>	<ul style="list-style-type: none"> <li>● Enables students to practice, develop and embed skills and knowledge learnt in lessons.</li> <li>● Opportunity to design, create and make in own time.</li> <li>● Encourages individuality and personalises their GCSE to further support and encourage higher grades.</li> </ul>	<p>Every photograph completed in your own time, will support and further improve all GCSE photography completed in class. Everything you do will count towards your GCSE grade.</p>

<p><b>Ceramics</b></p>	<ul style="list-style-type: none"> <li>• Further development of individual and personal research.</li> <li>• Practice of skills learnt in lessons (in Ceramic Club).</li> <li>• Practice of time management skills and development of ideas.</li> <li>• Allows students to work to become individual thus allowing them to meet the higher assessment objectives.</li> <li>• Fundamentally drawing, painting, and design work created using a wide variety of media.</li> <li>• Taking photographs when requested.</li> </ul>	<ul style="list-style-type: none"> <li>• Enables students to practice, develop and embed skills and knowledge learnt in lessons.</li> <li>• Opportunity to design, create and make in own time.</li> <li>• Encourages individuality and personalises their GCSE to further support and encourage higher grades.</li> </ul>	<p>Every piece of design work and research completed in your own time, will support and further improve all GCSE ceramics completed in class. Everything you do will count towards your GCSE grade.</p>
<p><b>Music</b></p>	<ul style="list-style-type: none"> <li>• Consistent and regular practice on their instrument/voice.</li> <li>• Development of compositions</li> <li>• Exam questions - set on Google Classroom as 'quizzes'.</li> <li>• Focus on sound set assignments - an interactive music resource.</li> <li>• We encourage attendance to extra-curricular activities to develop musical progress further.</li> </ul>	<ul style="list-style-type: none"> <li>• Develops exam technique.</li> <li>• Checks and supports understanding of subject terminology.</li> <li>• Develops performing, composing and listening skills to support NEA (coursework).</li> </ul>	<p>It is essential that students complete regular practice as this is fundamental to the success of the music GCSE.</p> <p><b>Focus on Sound QR:</b></p>  <p><b>Link to Focus on Sound:</b>  <a href="https://portal.focusonsound.com/">https://portal.focusonsound.com/</a></p> <p>Students' logins are linked to Google Classroom.</p>

<p><b>Drama</b></p>	<ul style="list-style-type: none"> <li>• Development of coursework</li> <li>• Exam questions - set on Google Classroom as 'quizzes'.</li> <li>• We encourage attendance to extra-curricular activities to develop progress further.</li> </ul>	<ul style="list-style-type: none"> <li>• Develops exam technique.</li> <li>• Checks and supports understanding of subject terminology.</li> <li>• Develops skills to support NEA (coursework).</li> </ul>	<p>It is essential that students complete regular practice as this is fundamental to the success of the drama GCSE.</p>
<p><b>Computer Science</b></p>	<p>Key terminology self-making quizzes.</p> <p>Students get instant feedback on this and use it to inform their revision (they should be revising the terms they got wrong).</p>	<p>Increases confidence in key vocabulary which is essential for exam success.</p> <p>Gives a clear focus for what topic/ area they need to revise.</p>	<p>Students use Google Classroom in their lessons so should not have any problems with their logins but if they do their can ask or email their teacher for a reset.</p>
<p><b>Design Technology</b></p>	<p>A range of possible activities:</p> <ul style="list-style-type: none"> <li>• Research a designer and produce a 200 word report on them.</li> <li>• Produce sketches and drawings for current projects.</li> <li>• Investigate a material type.</li> <li>• Blended learning on Online platforms.</li> <li>• Revision and 3D modelling.</li> </ul>	<ul style="list-style-type: none"> <li>• Enables students to practice develop and embed skills and knowledge learnt in lessons.</li> <li>• Opportunity to design in own time.</li> <li>• Encourages higher level cognitive skills and could improve grade outcomes at GCSE.</li> </ul>	<p>Students use resources from the dept, at home or resources online on Ljcreate and 3D modelling platforms to achieve blended learning tasks.</p>
<p><b>Food Preparation and Nutrition</b></p>	<p>Students are given homework on Seneca Learning, which is an online assessment and revision platform.</p>	<p>AO2 Application of knowledge.</p>	<p>The exam Board is AQA Food</p> <p>Students need to login using school email.</p> <p>When assignments are set they can be accessed via Class Charts and Google Classroom</p>



<p><b>Child Development</b></p>	<ul style="list-style-type: none"> <li>● Exam questions</li> <li>● Research tasks</li> <li>● Literacy based reading tasks.</li> <li>● Consolidation of learning written tasks</li> </ul>	<ul style="list-style-type: none"> <li>● Supports content and exam techniques.</li> <li>● Develops knowledge and extends learning.</li> <li>● Develops literacy skills and links to current affairs.</li> <li>● Supports recall and retrieval of facts.</li> </ul>	
<p><b>Health and Social Care</b></p>	<p>Students have continuous assessment deadlines to meet in line with Pearson's PSA release windows</p>		<p>All work is on Google Classroom along with guidance.</p>
<p><b>GCSE PE</b></p>	<p>Students are set homework on Everlearner, an online assessment and revision platform.</p> <p>Students will also be set exam questions to be completed and marked by their class teacher.</p>	<p>To reinforce and embed prior learning, to provide students with the information required for upcoming topics and to allow them to practice exam technique.</p>	<p><b>Everlearner QR Code:</b></p>  <p>Everlearner link:  <a href="https://theeverlearner.com/">https://theeverlearner.com/</a></p> <p>Students log on with their school email address.</p> <p>The exam board we study is AQA.</p>

<p><b>BTEC Sport</b></p>	<p>Students are set homework on Everlearner, an online assessment and revision platform.</p> <p>Students have continuous assessment deadlines to meet in line with Pearson's PSA release windows.</p>	<p>To embed the knowledge learnt in class in order to prepare for the set assessment windows.</p>	<p>Everlearner link: <a href="https://theeverlearner.com/">https://theeverlearner.com/</a></p> <p>Students log on with their school email address.</p>
<p><b>Philosophy and Ethics</b></p>	<ul style="list-style-type: none"> <li>• Seneca Learning</li> <li>• Practice exam papers</li> </ul>	<ul style="list-style-type: none"> <li>• Check for student understanding.</li> <li>• Developing knowledge of key terms.</li> <li>• Developing exam technique.</li> </ul>	<p><b>QR for Seneca Learning:</b></p>  <p>Link: <a href="https://www.senecalearning.com">Free Homework &amp; Revision for A Level, GCSE, KS3 &amp; KS2 (senecalearning.com)</a></p> <p>If students forget their log in details, they will need to click on the '<b>Forgot your password</b>' link on the website for their details to be reset.</p>

### **What support is available for my child in school?**

- The library is open every day after school from 3pm—4pm Monday –Thursday to support students with their homework. The librarian is available during this time to answer any questions.
- Teachers can be contactable via email for any support needed with homework. Please allow 48 hours for a response to any homework queries.
- For SEND students, homework club is available in the 'The Hub' after school on Monday, Tuesday and Thursdays.
- Art, ceramic and photography clubs are open Monday, Tuesday and Friday ( and Thursday when no parents evenings are arranged)
- The following clubs are available to support music homework:

Monday after school - Brass Instrument Workshop

Tuesday after school - 'Live Lounge' (band practice club) and 'Back to the 80s' (school musical rehearsals)

Wednesday break 1 - 'Voicestra' (choir)

Friday 8-8.30am – Orchestra

### **How can I support my child?**

You may find the following tips useful:

- Try to establish a homework routine where you agree on a suitable time for homework to be completed each day.
- Create a space free from any distractions where your child can complete their homework. Make sure that your child has all the equipment they need readily available.
- Encourage your child to complete homework on the day it is set. This allows plenty of time if they need to contact their teacher for support.
- Help your child to become a resilient learner by encouraging them to complete their homework independently. If they find the homework too challenging, ask them to contact their subject teacher via email.
- Try to remove any distraction. If mobile phones prove to be a distraction, there are some great apps which lock phones for a certain amount of time such as *Forest* for Iphones or various apps which use the Pomodoro Technique to encourage students to focus for shorter bursts of time.
- Provide encouragement and praise for your child's effort. Celebrate with your child when they are rewarded by the school for homework completion.
- Please contact your child's subject teacher via email in the first instance if you have any concerns or suggestions regarding the homework that has been set.